


## Download Software and plugin Online

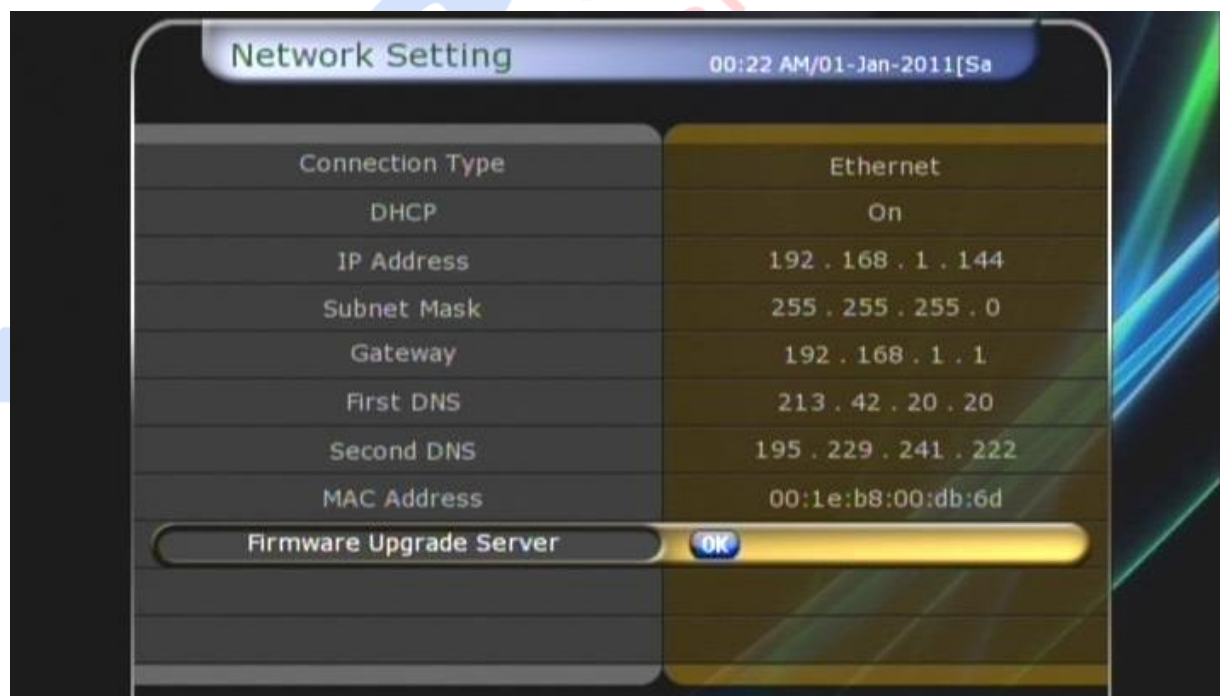
*This guide can be Use for*

***XDSR600HD, XDSR400HD, XDSR400HDplus & XDSR380HD***

To download Plugin and Software online Directly from Server follow these steps  
Connect Internet cable and USB Device to Receiver First



Press **Menu => Installation => Network Setting => Firmware Upgrade Server**



Press Ok and type this address in Server “Doesn’t Matter Capital or Small Letters”

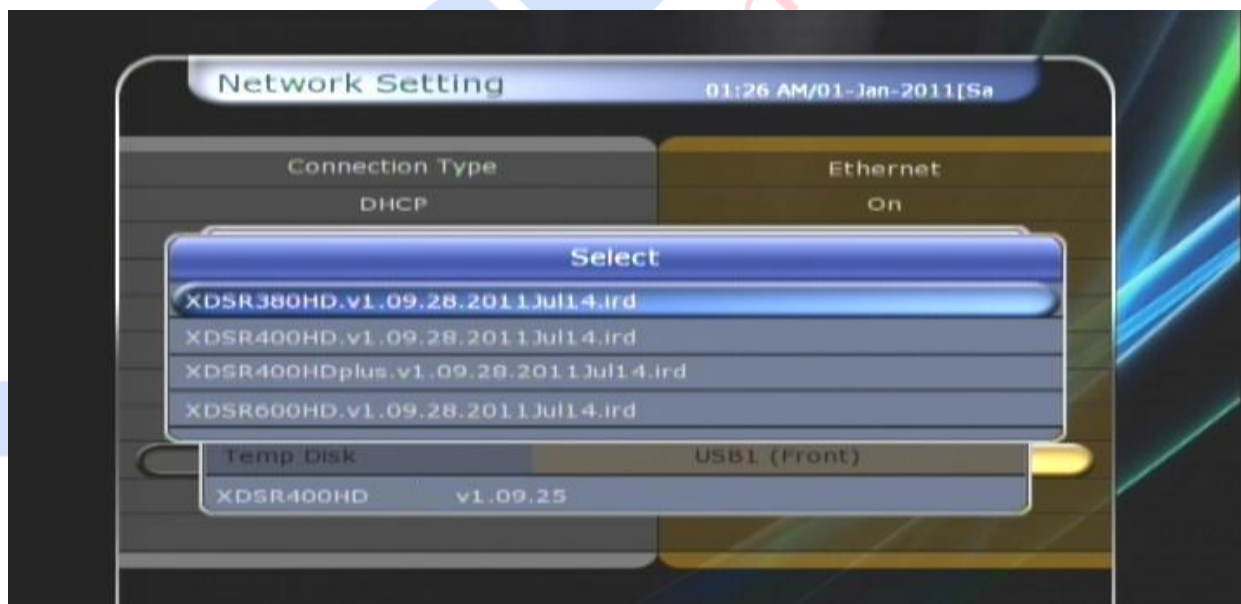
[XDSR.CO.CC](http://XDSR.CO.CC) step down to Download and Press OK

**Note:** - [XDSROLD.CO.CC](http://XDSROLD.CO.CC) for Old version of Software’s





Now you will see new Available software, select the software according to your Receiver Model number and Press OK to start Downloading & Update



After update Complete Receiver will restart



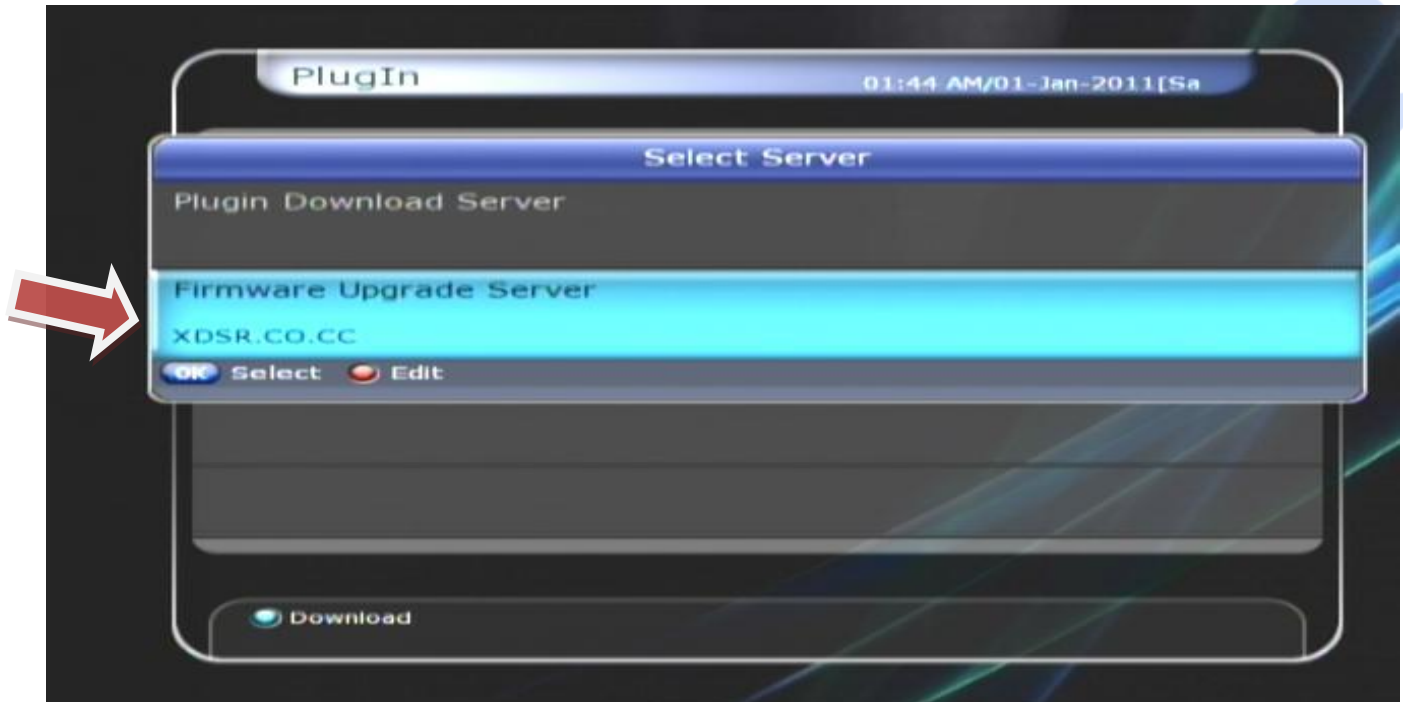
### Update Plugin Directly from Server

Note: - After Reboot Receiver might have forgotten Server Address so you have to enter the server address again follow Page number 2 and 3 only and exit follow the below steps to Update Plugin directly from Server

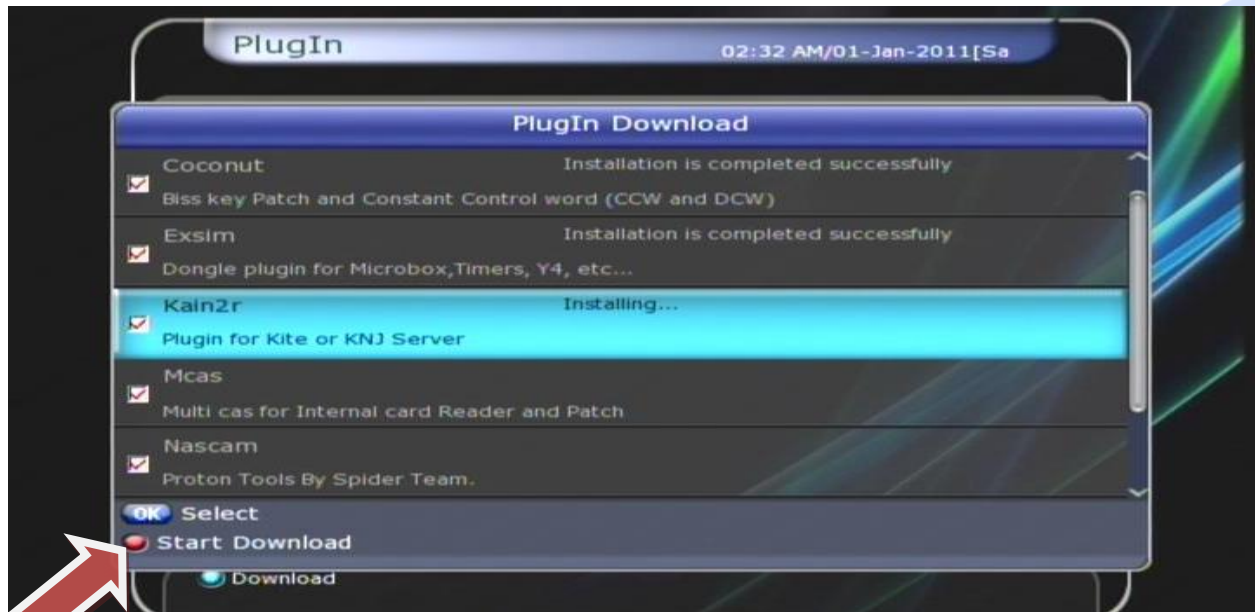
Press Menu => Utility => Plugin



Press Blue key from Remote Control and Select the Firmware Upgrade Server to bring the list of available Plugins



Now Select the Plugin you want to Update Press OK to Select or Deselect and Press **Red** Key to Start Download



After Installation completed successfully Press Exit Key and Select Yes to Reboot



[Xcruiserxdsr@gmail.com](mailto:Xcruiserxdsr@gmail.com)

[Xcruiserxdsr@yahoo.com](mailto:Xcruiserxdsr@yahoo.com)

[Support@xcruiser.net](mailto:Support@xcruiser.net)

[WWW.LUCKSAT.NET](http://WWW.LUCKSAT.NET)

Xcruiser Forum English Version

[WWW.LUCKSAT.ORG](http://WWW.LUCKSAT.ORG)

Xcruiser Forum Persian Version

[HTTPS://WWW.LUCKSAT.COM](https://WWW.LUCKSAT.COM) and [WWW.SATLOG.CO.CC](http://WWW.SATLOG.CO.CC)

Exclusive Xcruiser Software's and Plugin and Guides & Tools